

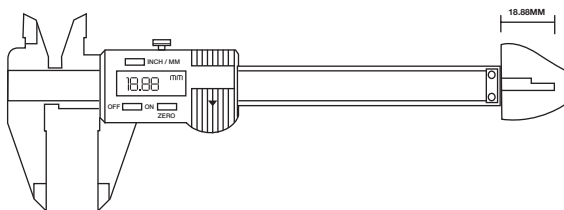
- 1 Internal Measuring Jaw
- 2 Metric/Imperial Switch
- 3 Locking Screw
- 4 LCD Display
- 5 External Measuring Jaw
- 6 Power On/Off
- 7 Zero setting
- 8 Battery cover
- 9 Depth Measuring Blade
- 10 Step Measuring Faces

### Technical Specification

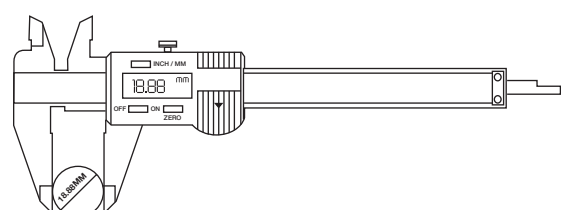
Measuring range	0-150mm (0-6")
Resolution	+/-0.01mm/0.0005"
Accuracy	+/- 0.02mm/0.0001" (<100mm) +/- 0.03mm/0.01" (100-200mm)
Repeatability	± 0.01mm/0.0005"
Max measuring speed	1.5m/sec
Measuring system	Linear capacitive
Display	LCD
Power	1 x 1.55v button cell
Working Temperature	5C – 40C (41F-104F)

### Preparations

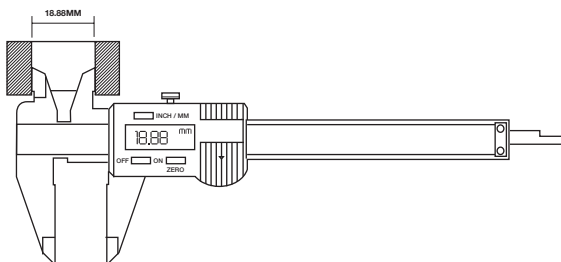
- Ensure Locking Screw (3) is loosened
- Switch the unit to On, then select the unit system required with the MM/Inch button. (Each time the button is pressed it will change between MM/Inch)
- Apply normal measuring pressure on slider to close the external jaws.
- Reset tool by pressing the zero button.



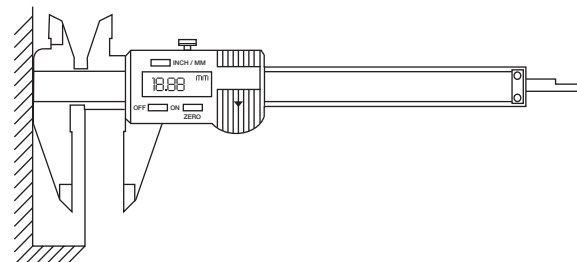
**MEASUREMENTS OF DEPTH**



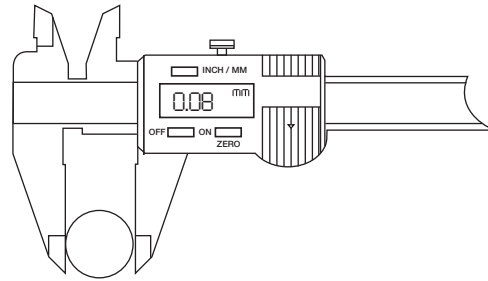
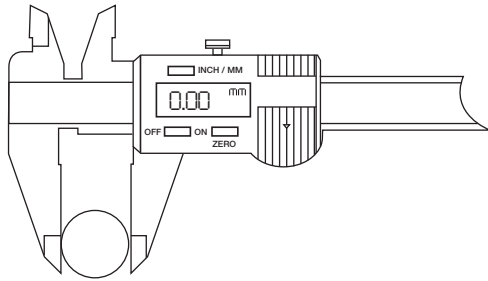
**MEASUREMENTS OF EXTERNAL DIMENSIONS**



**MEASUREMENTS OF INTERNAL DIMENSIONS**



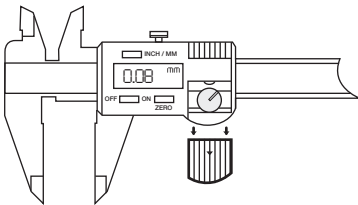
**MEASUREMENTS OF STEPS**



## DIFFERENT METHOD OF MEASUREMENT (APPLICATION OF ZERO SETTING)

### Battery Replacement

Flashing digits show flat or low battery.  
Take off the battery cover (8) in the  
direction of arrow and replace the  
battery Positive side facing out.



Failure	Cause	Action
Five digits flash simultaneously once per second	Battery is low	Replace the battery* See below
Display does not change when slider is move	Circuit problems	Remove battery, wait 30 secs and replace
Less accurate than specification	Dirt in the sensor	Remove slider cover and its assembly. Clean face of sensor with clean compressed air (5kg/cm2)
No display on LCD	Battery is making poor contact Or Battery is too low	Remove battery cover and adjust battery seat or replace the battery

4263



www.lasertools.co.uk

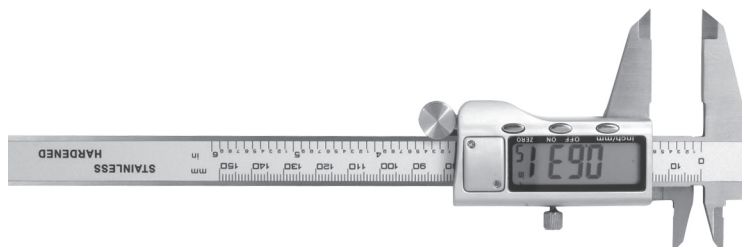


Distributed by The Tool Connection Ltd  
Kineton Road, Southam, Warwickshire CV47 0DR  
T +44 (0) 1926 815000 F +44 (0) 1926 815888  
info@toolconnection.co.uk www.toolconnection.co.uk



### Guarantee

If this product fails through faulty materials or workmanship, contact our  
service department direct on: +44 (0) 1926 818186. Normal wear & tear are  
excluded as are consumable items & abuse.



**LASER**  
Vernier Caliper  
Digital 0 - 150mm (0" - 6")

Instructions